

WIDEX DREAM™ CIC/CIC MICRO WITH **TRUEISP**

4 PERFORMANCE LEVELS 440/330/220/110



The WIDEX DREAM CIC/CIC MICRO uses the new TRUE ISP, True-Input technology platform. Uses a size 10 battery.

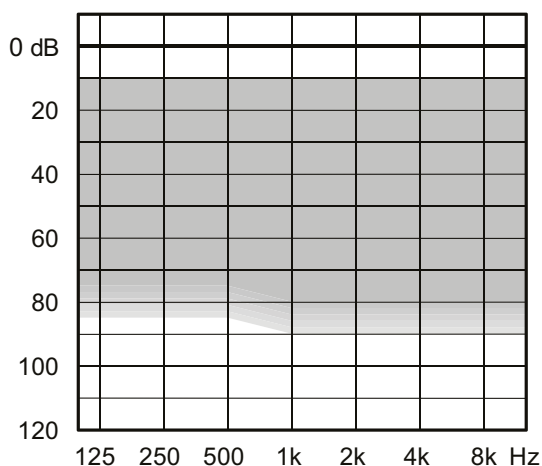
The WIDEX DREAM CIC's are available in a wireless DREAM CIC (D-CIC) and a non-wireless DREAM CIC MICRO (D-CIC-M) model.

The wireless DREAM CIC provides the user with InterEar (IE) functionality and connectivity to external devices as well as various programs for different listening situations. Optional volume control and program shift via RC-DEX/M-DEX.

The non-wireless DREAM CIC MICRO is perfect for clients who prefer the smallest possible and most discreet solution, and still with outstanding **TRUEISP** sound quality.

Minimal to severe hearing losses

SUGGESTED FITTING RANGE



COMMON TECHNOLOGY AND FEATURES

- **TRUEISP**
- True-Input technology
- Fitting range up to 90 dB

KEY FEATURES	440	330	220	110
Performance	xxxxx	xxxx	xxx	xx
Processing channels	15	10	5	3
Fitting frequency channels	15	10	4	4
TruSound Softener	X	X		
Feedback cancelling (FC)	X	X	X	X
Speech Enhancer (SII) Speech Intensification System (SIS)	SII	SII	SIS	SIS
Personal Audibility Extender	X	X	X	X
Personal Acclimatisation	X	X	X	X
SmartSpeak/SmartTone	X	X	X	X

SPECIFIC WIRELESS FEATURES DREAM CIC

- WidexLink - Wireless connectivity
- InterEar functionality

DREAM CIC KEY FEATURES	440	330	220	110
InterEar Synchronisation	X	X	X	X
Feedback cancelling (InterEar)	FC-IE	FC-IE	FC-IE	FC-IE
Speech Enhancer (SII) Speech Intensification System (SIS)	SII-IE	SII	SIS	SIS
Personal Zen	IE	X	X	X
Zen/Zen+	X	X	X	X
InterEar Partner Monitor	IE			
DEX ACCESSORIES	X	X	X	X

RC-DEX, TV-DEX, M-DEX, FM+DEX, PHONE-DEX, UNI-DEX

NUMBER OF PROGRAMS

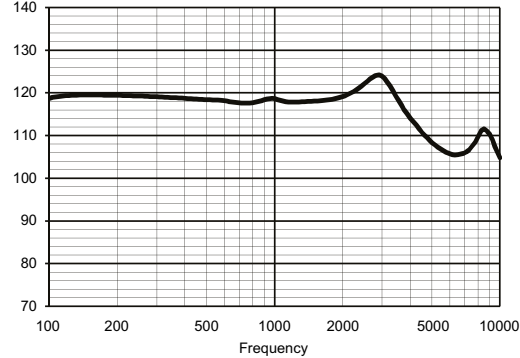
D-CIC (<i>plus Zen+</i>)	5	4	3	2
D-CIC MICRO	1	1	1	1

D-CIC/D-CIC-M

MAXIMUM OUTPUT - EAR SIMULATOR

IEC 60118-0

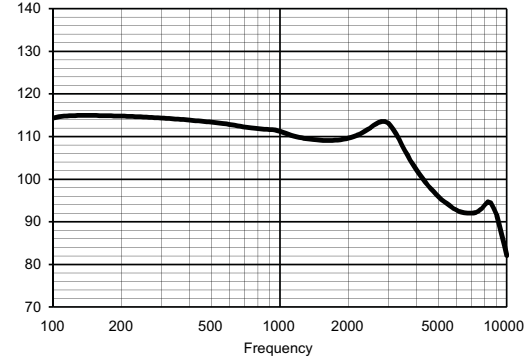
Output dB SPL



MAXIMUM OUTPUT - 2CC COUPLER

IEC 60118-7 / ANSI S3.22-2009

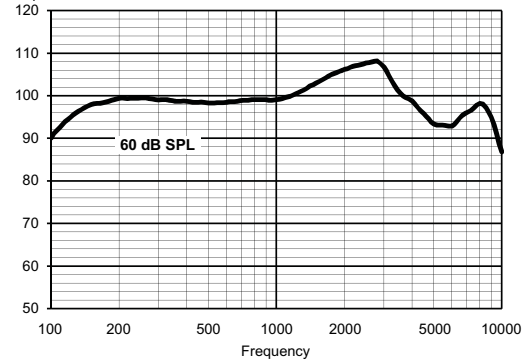
Output dB SPL



OUTPUT - EAR SIMULATOR

IEC 60118-0

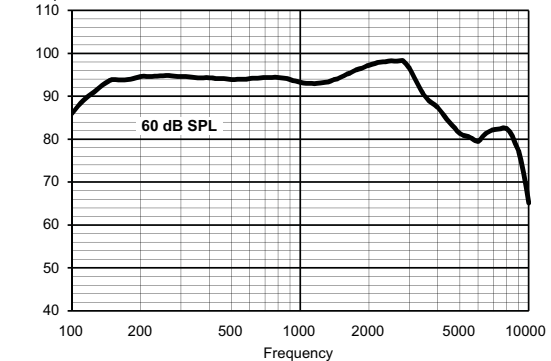
Output dB SPL



OUTPUT - 2CC COUPLER

IEC 60118-7 / ANSI S3.22-2009

Output dB SPL



Technical data Typical data obtained through standard pure tone measurements.
Hearing aid set to Compass Test mode 1, unless stated otherwise.
Measured using a standard ITE coupler without wax guard, and with a 5 x 1.55mm tube.

		IEC 60118-0	ANSI S3.22-2009 / IEC 60118-7
OSPL90	2500 Hz	122 dB SPL	112 dB SPL
	Peak	124 dB SPL	115 dB SPL
	Average	119 dB SPL	111 dB SPL
Acoustic output (Input 60 dB SPL)	2500 Hz	107 dB SPL	98 dB SPL
	Peak	108 dB SPL	98 dB SPL
	Average	101 dB SPL	95 dB SPL
Max gain (Input 50 dB SPL, Compass Max gain test mode)	2500 Hz	60 dB	50 dB
	Peak	64 dB	56 dB
	Average	61 dB	53 dB
Frequency range		100 Hz - 10000 Hz	100 Hz - 9300 Hz
Harmonic distortion (Input 70 dB SPL)	500 Hz	<2%	<2%
	800 Hz	<2%	<2%
	1600 Hz	<2%	<2%
Equivalent input noise		21 dB SPL	25 dB SPL
Battery drain (stand by) - D-CIC/D-CIC-M		0.86 mA / 0.80 mA	0.86 mA / 0.80 mA
Battery drain - D-CIC/D-CIC-M		0.88 mA / 0.82 mA	0.90 mA / 0.86 mA
Battery life / hours (Type 10 Zn-Air, 90 mAh)		100 (>90)	100 (>90)
Mobile phone immunity	D-CIC	IRIL: <-30/+2 dB SPL	U-rating: M4
	D-CIC-M	IRIL: <-32/<-32 dB SPL	U-rating: M4

